

CONTACT US

Expedition Truck Bodies






No. 158, Xijunhuan Road, Minhang District, Shanghai



<https://composite-box.com/>



info@composite-box.com





Expedition Truck Bodies

Description:

Composite Box expedition truck bodies are custom-built using lightweight, high-strength fiberglass composite panels with XPS, PU, or plywood cores. Offering excellent thermal insulation, impact resistance, and durability for off-road and all-terrain adventures. Modular design supports sizes 3 – 10 meters, full customization of panels, doors, beds, furniture, and accessories. With over 20 kit options and CKD/SKD delivery, ideal for RV conversion factories and adventure enthusiasts.

Features:

- High-strength fiberglass composite panels with foam/plywood cores.
- Superior thermal insulation for extreme temperature conditions.
- Lightweight construction reduces towing load significantly.
- Modular design enables flexible size and layout customization.
- Durable, corrosion-resistant materials for long-term off-road use.

Advantages:

- Lightweight yet strong fiberglass construction eases towing, boosts fuel efficiency, and improves off-road handling.
- High-performance foam cores deliver excellent thermal insulation for comfort in extreme hot or cold conditions.
- Corrosion-resistant composites provide impact protection and long-lasting durability with minimal maintenance required.
- Full customization of size (3 – 10m), layout, accessories, and CKD/SKD kits supports tailored expedition builds.



Common Parameters

			
Customer Satisfaction	Quality Assurance	Advanced Production Line	Customization
Insisting on high quality products and services, centered around customer experience	We strictly control every production process to bring reliable quality assurance to our customers	The world’ s top production line ensures product precision and efficiency	We provide 100% customization, making orders less difficult